

LED DRIVER - 65W SERIES

IP65 design for indoor or outdoor installations



Power Supplies

65W SERIES



MAIN FEATURES

- 65W Small Compact Size – Metal housing design
- Constant Current Mode Output
- Built-in active PFC function: $>0.95@230V_{ac}$
- Output Range : 12VDC - 48VDC
- Input Range : 100VAC - 305VAC/47 - 63Hz
- Very Low Standby Power Consumption $< 0.5W$
- IP65 rating for indoor or outdoor installations
- 3 In 1 dimming (1V to 10Vdc or 10V PWM signal or resistance)
- Safety: Meets All Requirements of IEC/EN61347-1, IEC/EN61347-2-13, UL8750 CLASS 2, CSA C22.2 No.250.13-12, CE, UKCA, IP65.
- Materials : Uses UL 94-V0 Resin
- EMC : Conform To EN55015, FCC Part15, EN/IEC61000-3-2 Class C, EN61000-3-3
- Immunity Conforms To EN61000-4-2, EN/IEC61000-4-3, EN61000-4-4, EN61000-4-5, EN61000-4-6, EN61000-4-8, EN61000-4-11

APPLICATIONS

- LED Flood Lighting
- LED Decorative Lighting
- LED Architectural Lighting
- LED Street Lighting
- LED Bay Lighting

DATA SHEET



Part No	Power Rating Watts	Output Voltage (VDC)	Output Current (mA)	Ambient Temp. (°C)	Efficiency Typical	Input Range
49180K	65	12~18	3600	+70	$>88\%@230V_{AC}$	100VAC-305VAC
49240K	65	15 ~24	2700	+70	$>88\%@230V_{AC}$	
49360K	65	21.5 ~36	1800	+70	$>89\%@230V_{AC}$	
49420K	65	25 ~42	1550	+70	$>90\%@230V_{AC}$	
49480K	65	32 ~48	1350	+70	$>90\%@230V_{AC}$	

Note: Other output voltages are available upon request.

Please refer to MYRRA's website and catalogue for MYRRA SMPS application notes. The information contained in this document is subject to change without notice.

www.myrra.com
www.myrra-powersupplies.com
contact us : contact@myrra.com

LED DRIVER - 65W SERIES

IP65 design for indoor or outdoor installations



Power Supplies

65W SERIES

Model: 65 Watt		Specifications
AC Input Characteristics	Rated AC input Voltage	120~277Vac
	AC Input Voltage Range	100~305Vac
	AC Input Frequency Range	47Hz~63Hz
	Rated AC Input Frequency	50/60Hz
	Input Current	1.0 A Max@108Vac~305Vac, at full load
	Standby Power	0.5W Max
	Leakage Current	<0.75mA@277Vac
	Total Harmonic Distortion	≤20% @output load≥75%
	Max.No.of PSU on 16A circuit breaker	26 units(circuit breaker of type B)/26 units(circuit breaker of type C)at 230VAC.
DC Output Characteristics	Output Current Line Regulation	±5%
	Output Current Load Regulation	± 5%
	Ripple & Noise	Max 10%Ip-p@ 120Vac ~277Vac (The measuring will be terminated with a 47uF AL E-Cap and a 0.1uF Cer-Cap. An oscilloscope set at 20MHz bandwidth).
	Turn On Delay	2S max @ 120Vac~277Vac input and DC output with full load
	Rise Time	50ms max @ 120Vac~277Vac input and DC output with full load
	Overshoot	The output voltage shall not exceed +10% rated output voltage @ Power on and 108Vac~305Vac input, and DC with full load
	Undershoot	The output voltage shall not exceed -10% rated output voltage @ Power off and 85Vac~265Vac input and DC output with full load
	Efficiency	See table

Please refer to MYRRA's website and catalogue for MYRRA SMPS application notes.

www.myrra.com

The information contained in this document is subject to change without notice.

www.myrra-powersupplies.com

contact us : contact@myrra.com

LED DRIVER - 65W SERIES

IP65 design for indoor or outdoor installations



65W SERIES

Power Supplies

	Dimming Control	1 to 10Vdc/0% to 100% (Refer to “Dimming Graph”)
Protection Characteristics	Over Voltage Protection	Over voltage protection 46 to 56Vdc, the LED driver shall automatic protection(hiccup mode). The LED driver shall auto-recovery normal operation after the deformation is removed. No excessive heat, odour, or plastic deformation shall occur, no safety hazard.
	Output Short Circuit Protection	The LED driver shall withstand a continuous output short without damage in 24 hours; The short may be applied before power on, or after power on; The LED driver shall resume normal operation after the short is removed, no excessive heat, odour, or plastic deformation shall occur, no safety hazard
	Over Temperature Protection	Hiccup mode, recovers automatically after fault condition is removed.
Environmental	Operation Temperature	-25°C ~+70°C (+70°C @Derated power 50%---Refer to “Derating Graph”)
	Operation Humidity	10~ 90% RH(No Condensing) @ DC with full load
	Storage Temperature	-10°C to +35°C
	Storage Humidity	< 75%RH
	Cooling Method	Ordinary or thermostat
Safety & EMC Requirement	Dielectric Strength	Input to Output 3kVAC,5mA,1 min(3.75kVAC,3s @at the mass production stage) Input to Ground 1.5kVAC, 5mA,1 min Output to Ground 500VAC ,5mA,1 min.
	Radiation	Meets EN55015, FCC part 15, Class A
	Conduction	Meets EN55015, FCC part 15,Class A
	Harmonic Current Disturbance	Meets EN/IEC61000-3-2:2019, Class C
	Voltage Fluctuation And Flicker	Meets EN61000-3-3:2013
	Electrostatic Discharge	Meets EN61000-4-2:2009 Contact Discharge ±4KV,Air Discharge ±8KV
	RF Field Strength Susceptibility	Meets EN/IEC61000-4-3:2019
	Electrical Fast Transient	Meets EN61000-4-4:2012, ±4KV

LED DRIVER - 65W SERIES

IP65 design for indoor or outdoor installations



Power Supplies

65W SERIES

Safety & EMC Requirement	Lightning Surge	Meets EN61000-4-5:2014, ±4KV common mode, ±2KV diff.mode
	Conducted Susceptibility	Meets EN61000-4-6:2014
	Power Frequency Magnetic Field Susceptibility Test	Meets EN61000-4-8:2010
	Voltage Dips And Interruptions	Meets EN61000-4-11:2004
	Safety Standards	Meets all requirements of : IP65 UL8750 CLASS 2 CSA C22.2 No.250.13-12 IEC/EN61347-1 IEC/EN61347-2-13 CE, UKCA Mark
Reliability Requirement	MTBF	>200K Hours @230VAC input at max operation temperature; >550K Hours @230VAC input at 25deg.C <i>Calculated in accordance with MIL-HDBK-217-F2</i>
	Burn-In Test	The unit shall be burned in for 2~5 hours under 230Vac input and DC with full load at an ambient temperature of 30~45 degrees C
Net Weight	Approximately 450 grams per product unit	
Guarantee	This product is in accordance with the European RoHS & REACH directives	

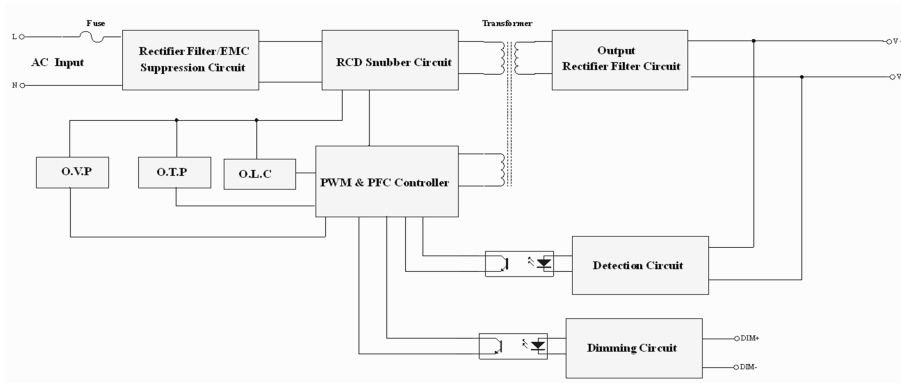
LED DRIVER - 65W SERIES

IP65 design for indoor or outdoor installations

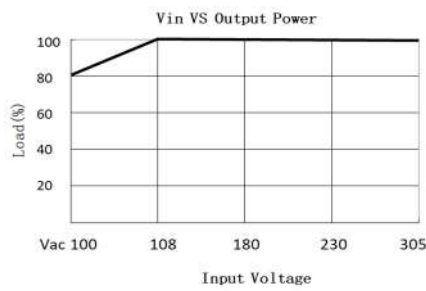
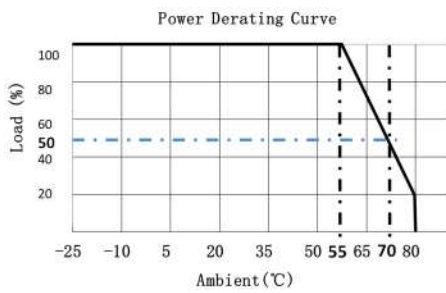


Power Supplies

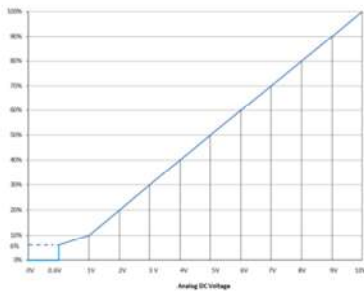
SCHEMATIC



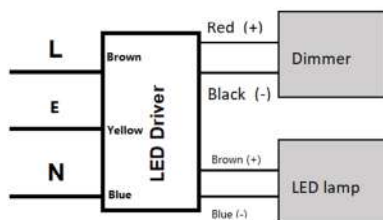
DERATING GRAPH



DIMMING GRAPH



WIRING DIAGRAM



Please refer to MYRRA's website and catalogue for MYRRA SMPS application notes. The information contained in this document is subject to change without notice.

www.myrra.com
www.myrra-powersupplies.com
 contact us : contact@myrra.com

