


# DC/DC CONVERTER - 1W ISOLATED

## SINGLE OUTPUT



Power Supplies

### 503xx SERIES



## MAIN FEATURES:

- 1W Small Compact Size - PCB Mount
- Output Range : 3.3VDC - 24VDC
- Operating Altitude Up To 5000m
- Low cost /High Reliability
- Very Low Standby Power Consumption <0.1W
- Better Energetic Efficiency : >85%
- 1500Vdc I/O Isolation
- Operating Temperature range:-40°C to +105°C
- Industry standard pinout
- Materials : Uses UL 94-V0 Plastic And Resin
- Safety:Meets All Requirements of IEC/EN62368-1,UL62368-1, CSA C22.2 No.62368-1-14,IEC60601-1, CE, UKCA,
- EMC : Conducted And Radiated Emissions Conform To EN55032,FCC part15 CLASS A/B, EN/IEC61000-3-2 CLASS A, EN61000-3-3,
- Immunity Conforms To EN61000-4-2, EN/IEC61000-4-3, EN61000-4-4, EN61000-4-5,EN61000-4-6,EN61000-4-8,EN610004-11

## DATA SHEET



Part No	Power Rating Watts	Output Voltage (VDC)	Output Current (mA)max/min	Input Current Typ.(Full load/No load) (mA)	Ambient Temp. (°C)	Efficiency Typical	Input Range
50300	1.0	3.3	303/30	271/8	-40°C to +105°C	79%	4.5VDC-5.5VDC (Rated 5Vdc)
50301	1.0	5.0	200/20	244/8	-40°C to +105°C	87%	
50302	1.0	9.0	111/12	241/12	-40°C to +105°C	89%	
50303	1.0	12	83/9	241/12	-40°C to +105°C	89%	
50304	1.0	15	67/7	241/12	-40°C to +105°C	84%	
50305	1.0	24	42/4	241/18	-40°C to +105°C	84%	10.8VDC-13.2VDC (Rated 12Vdc)
50306	1.0	12	83/9	104/8	-40°C to +105°C	75%	

Note: Other output voltages are available upon request.

# DC/DC CONVERTER - 1W ISOLATED

SINGLE OUTPUT



Power Supplies

## 503xx SERIES

Model: 1 Watt		Specifications
DC Input Characteristics	Rated DC input Voltage	5.0VDC
	DC Input Voltage Range	4.5VDC - 5.5VDC
	Input Current	3.3Vdc type: 286mA Max. @ output with full load 5.0Vdc type: 257mA Max. @ output with full load 9.0Vdc type: 254mA Max. @ output with full load 12Vdc type: 254mA Max. @ output with full load 15Vdc type: 254mA Max. @ output with full load 24Vdc type: 254mA Max. @ output with full load
	Protection(Fuse recommended)	500mA
	Input Filter	Capacitor type
DC Output Characteristics	Rated Output Power	1W
	Output Voltage Line Regulation @ rated input voltage	3.3Vdc type: 1.5% Max.@1% input variation 5.0Vdc type: 1.2% Max.@1% input variation 9.0Vdc type: 1.2% Max.@1% input variation 12Vdc type: 1.2% Max.@1% input variation 15Vdc type: 1.2% Max.@1% input variation 24Vdc type: 1.2% Max.@1% input variation
	Output Voltage Load Regulation @ rated input voltage	3.3Vdc type: 15% Typ. , 20% Max. @10% to 100% load 5.0Vdc type: 10% Typ. , 15% Max. @10% to 100% load 9.0Vdc type: 8% Typ. , 10% Max. @10% to 100% load 12Vdc type: 7% Typ. , 10% Max. @10% to 100% load 15Vdc type: 6% Typ. , 10% Max. @10% to 100% load 24Vdc type: 5% Typ. , 10% Max. @10% to 100% load
	Output Voltage Accuracy	See "Envelope Graph"
	Switching Frequency	270KHz Typ.
	Ripple & Noise	Max 100mVp-p@ Rated DC input, at nominal line (The measuring will be terminated with a 22uF AL E-Cap and a 0.1uF Ceramic-Cap. An oscilloscope set at 20MHz bandwidth)

Please refer to MYRRA's website and catalogue for MYRRA SMPS application notes.

[www.myrra.com](http://www.myrra.com)

The information contained in this document is subject to change without notice.

[www.myrra-powersupplies.com](http://www.myrra-powersupplies.com)

contact us : [contact@myrra.com](mailto:contact@myrra.com)

# DC/DC CONVERTER - 1W ISOLATED

SINGLE OUTPUT



503xx SERIES

Power Supplies

	Efficiency	See table
Protection Characteristics	Over Current Protection	The DC converter shall automatically protect against over current. The DC converter shall auto-recover normal operation after the fault condition is removed. No excessive heat, odour, or plastic deformation shall occur with no safety hazard during the fault
	Output Short Circuit Protection	The DC converter shall withstand a continuous output short without damage; The DC converter shall resume normal operation after the short is removed, no excessive heat, odour, or plastic deformation shall occur with no safety hazard
Environmental	Operation Temperature	-40°C ~+105°C (Refer to "DERATING GRAPH")
	Operation Humidity	10~ 90% RH(No Condensing) @ DC with full load
	Storage Temperature	-10°C to +35°C
	Storage Humidity	< 75%RH
	Cooling Method	Ordinary or thermostat
Safety & EMC Requirement	Dielectric Strength	Input to Output: 1500Vdc 1mA, 3 secs.
	Radiation	Meets EN55032, FCC part 15, (Class A/B with external components, refer to EMC typical recommended circuit ).
	Conduction	Meets EN55032, FCC part 15, (Class A/B with external components, refer to EMC typical recommended circuit ).
	Harmonic Current Disturbance	Meets EN/IEC61000-3-2:2019, Class A
	Voltage Fluctuation And Flicker	Meets EN61000-3-3:2013
	Electrostatic Discharge	Meets EN61000-4-2:2009 Contact Discharge ±6KV,Air Discharge ±8KV
	RF Field Strength Susceptibility	Meets EN/IEC61000-4-3:2019
	Electrical Fast Transient	Meets EN61000-4-4:2012, ±1KV

Please refer to MYRRA's website and catalogue for MYRRA SMPS application notes.

[www.myrra.com](http://www.myrra.com)

The information contained in this document is subject to change without notice.

[www.myrra-powersupplies.com](http://www.myrra-powersupplies.com)

contact us : [contact@myrra.com](mailto:contact@myrra.com)

# DC/DC CONVERTER - 1W ISOLATED

SINGLE OUTPUT

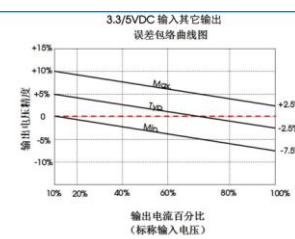
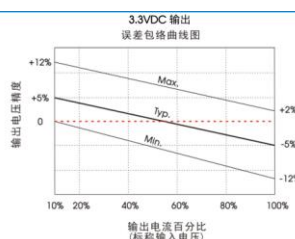
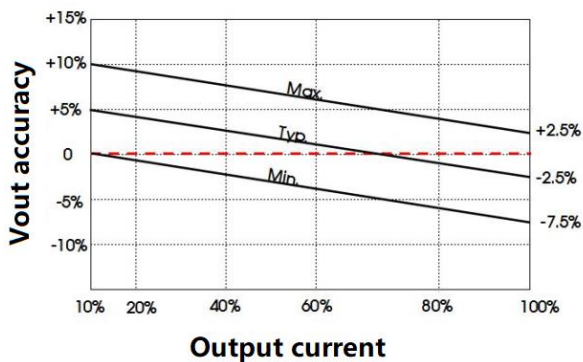


Power Supplies

503xx SERIES

<b>Safety &amp; EMC Requirement</b>	Lightning Surge	Meets EN61000-4-5:2014,+1KV (line to line)
	Conducted Susceptibility	Meets EN61000-4-6:2014
	Power Frequency Magnetic Field Susceptibility Test	Meets EN61000-4-8:2010
	Voltage Dips And Interruptions	Meets EN61000-4-11:2004
	Safety Standards	Meets all requirements of : UL62368-1, CSA C22.2 NO.62368-1-14, IEC/EC62368-1, IEC60601-1 CE, UKCA Mark
	Isolation Capacitance	20pF Max. @100KHz/0.1V,
<b>Reliability Requirement</b>	MTBF	>200K Hours @ at 85deg.C >700K Hours @ at 25deg.C <i>Calculated in accordance with MIL-HDBK-217-F2</i>
	Burn-In Test	The unit shall be burned in for 2~ 5 hours under 5Vdc input and DC with full load at an ambient temperature of 30~45 degrees C
<b>Net Weight</b>	Approximately 1.5 grams per product unit	
<b>Physical size:</b>	The units do not including PINs of input and output, and dimension is (L)11.8*(H) 11.5*(W) 7.1 ±0.5mm (see appearance drawing) .	
<b>Guarantee</b>	This product is in accordance with the European RoHS & REACH directives	

## ENVELOPE GRAPH



Please refer to MYRRA's website and catalogue for MYRRA SMPS application notes.

The information contained in this document is subject to change without notice.

[www.myrra.com](http://www.myrra.com)

[www.myrra-powersupplies.com](http://www.myrra-powersupplies.com)

contact us : [contact@myrra.com](mailto:contact@myrra.com)

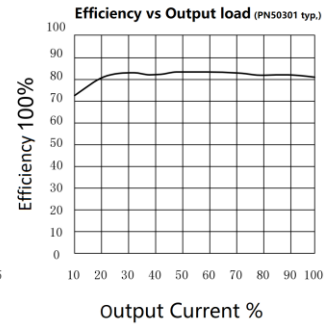
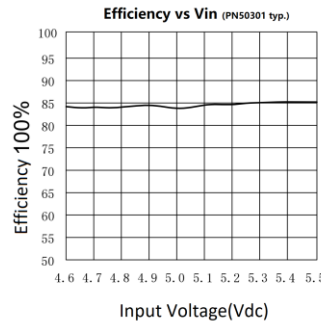
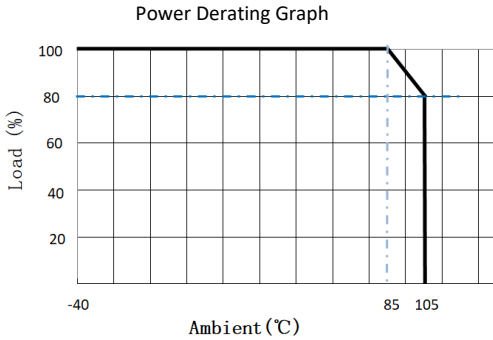
# DC/DC CONVERTER - 1W ISOLATED

## SINGLE OUTPUT

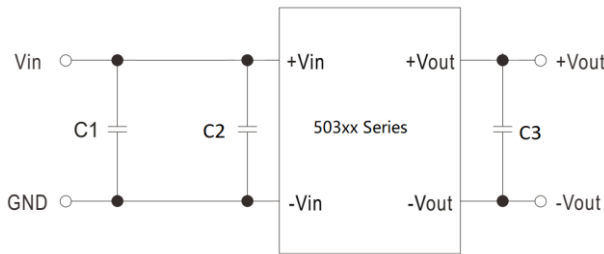


Power Supplies

### DERATING GRAPH & Efficiency vs Vin/Output load



### TYPICAL APPLICATION



C1,C2: 4.7uF/25V

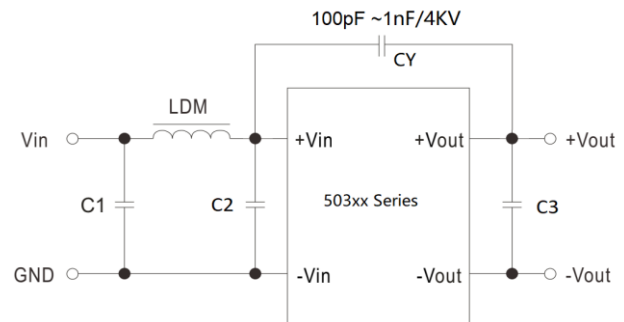
C3:

3.3Vdc, 5.0Vdc output types: 10uF/16V;

9.0Vdc,12Vdc output types: 2.2uF/25V;

15Vdc,24Vdc output types: 1uF/50V;

### EMC SUGGESTION



C1,C2: 4.7uF/25V

CY: 100pF ~ 1nF/4kv

LDM: 6.8uH

C3: 1uF to 10uF/16V

### DIMENSIONS AND PINOUT 4 PINS

Pin 1: DC Input -Vin

Pin 2: DC Input +Vin

Pin 3 : DC Output -Vout

Pin 4 : DC Output +Vout

