

AC/DC POWER SUPPLY-48W

DIN RAIL MOUNTING TYPE



Power Supplies

5302x SERIES



MAIN FEATURES:

- 26W To 48W Small Compact Size
- Built-in DC OK Relay Contact and LED Indicator For Power On
- Regulated Output Range: 3.3VDC–48VDC
- Input Range: 85VAC – 265VAC/47 – 63Hz or 120VDC – 375VDC
- Very Low Standby Power Consumption $\leq 0.75W$
- High Energetic Efficiency: Meets the requirements of Energy Star and the EC Code of Conduct
- Safety : Meets IEC/EN61558-2-16, IEC/EN61558-1, IEC/EN62368-1, UL62368-1, CSA C22.2NO.62368-1-14, IEC/EN60335-1 ; CE, UKCA
- EMC: Conducted and Radiated Emission conform to EN55014-1, EN55032, FCC Part 15, CLASS B, EN/IEC61000-3-2 CLASS A, EN61000-3-3
- Immunity conforms to EN61000-4-2, EN/IEC61000-4-3, E61000-4-4, EN61000-4-5, EN61000-4-6, EN61000-4-8, EN61000-4-11

DATA SHEET



Part No.	Power Rating Watts	Output Voltage (VDC)	Rated Output Current (A)	Output Voltage Range-ADJ(Vdc)	Ambient Temp. (°C)	Efficiency Typical	Input Range
53020	26	3.3	8.0	3.135 ~ 3.465	-25°C ~ +70°C	78%@230VAC	85 ~ 265VAC (120-375VDC)
53021	40	5.0	8.0	4.75 ~ 5.50	-25°C ~ +70°C	82%@230VAC	
53022	40	9.0	4.4	8.55 ~ 9.45	-25°C ~ +70°C	82%@230VAC	
53023	48	12	4.0	10.80 ~ 13.20	-25°C ~ +70°C	85%@230VAC	
53024	48	15	3.2	13.50 ~ 16.50	-25°C ~ +70°C	85%@230VAC	
53025	48	24	2.0	21.60 ~ 26.40	-25°C ~ +70°C	88%@230VAC	
53026	48	36	1.33	34.20 ~ 37.80	-25°C ~ +70°C	88%@230VAC	
53027	48	48	1.0	45.60 ~ 50.40	-25°C ~ +70°C	88%@230VAC	

NOTE : Other output voltage are available upon request.

Please refer to MYRRA's website and catalogue for MYRRA SMPS application notes.

The information contained in this document is subject to change without notice.

www.myrra.com
www.myrra-powersupplies.com
 contact us : contact@myrra.com

AC/DC POWER SUPPLY-48W

DIN RAIL MOUNTING TYPE



Power Supplies

5302x SERIES

Model : 26W to 48 Watt		Specifications
AC Input Characteristics	Rated Input Voltage	100~240 VAC or 140VDC-340VDC
	Input Voltage Range	85~265VAC or 120VDC-375VDC
	AC Input Frequency Range	47Hz~63Hz
	Rated AC Input Frequency	50/60Hz
	Input Current	1.8A Max.
	Input Inrush Current	55A Max. @265VAC input, cold start, full load
	Standby Power	0.75W Max.
	Leakage Current	<0.15mA/240VAC
DC Output Characteristics	Output Voltage Accuracy	±2% (Output Voltage ADJ Range See table)
	Output Voltage Line Regulation	± 0.5%
	Output Voltage Load Regulation	± 1%
	Ripple & Noise	Max. 180mVp-p@ Rated AC input, at nominal line (The measuring will be terminated with a 47µF AL E-Cap and a 0.1µF Ceramic-Cap. An oscilloscope set at 20MHz bandwidth)
	Dynamic Response	The output voltage shall not exceed ± 10% rated output voltage @ 50% ~ 90 % Load change, 1A/µS, 1KHz 50% duty cycle
	Hold Up Time	5mS min.@ 100 VAC~240VAC, DC output with full load
	Turn On Delay	3S max. @ 85VAC~265VAC input and DC output with full load
	Rise Time	100ms max. @ 85VAC~265VAC input and DC output with full load
	Overshoot	The output voltage shall not exceed +10% rated output voltage @ Power on and 85VAC~265VAC input, and DC with full load
Undershoot	The output voltage shall not exceed -10% rated output voltage @ Power off and 85VAC~265VAC input and DC output with full load	

Please refer to MYRRA's website and catalogue for MYRRA SMPS application notes.

The information contained in this document is subject to change without notice.

www.myrra.com

www.myrra-powersupplies.com

contact us : contact@myrra.com

AC/DC POWER SUPPLY-48W

DIN RAIL MOUNTING TYPE



5302x SERIES

Power Supplies

	Efficiency	See table (Meets the requirements of Energy Star and the EC Code of Conduct)
Protection Characteristics	Over Current Protection	120% ~ 180% rated output power, the power supply shall automatic protection. The power supply shall auto-recovery normal operations after the deformation is removed. No excessive heat, odour, no safety hazard
	Output Short Circuit Protection	The power supply shall withstand a continuous output short without damage in 24 hours; The short may be applied before power on, or after power on; The power supply shall resume normal operation after the short is removed, no excessive heat, odour, no safety hazard.
	Output Over Voltage Protection	Protection type: shut down output voltage and re-power on to recover.
DC OK FUNCTION	DC OK Signal	Relay contact rating(max.): 30V/1A resistive
Environmental	Operation Temperature	-25°C~+70°C (Refer to« DERATING GRAPH »)
	Operation Humidity	10~90% RH (No Condensing) @ full load
	Storage Temperature	-40°C~ +85°C (Recommended +5°C~ +35°C)
	Storage Humidity	5%~95% (Recommended <75%RH)
	Cooling Method	Ordinary or thermostat
Safety & EMC Requirement	Dielectric Strength	Input to Output : 3750VAC 5mA, 3 sec. Input to GND: 2000VAC 10mA, 3 sec. Output to GND: 500VAC 10mA, 3 sec
	Insulation Resistance	100MΩ max @500Vdc/25°C /70%RH
	Radiation	Meets EN55032, EN55014-1, FCC part 15 Class B.
	Conduction	Meets EN55032, EN55014-1, FCC part 15 Class B.
	Harmonic Current Distance	Meets EN/IEC61000-3-2, Class A
	Voltage Fluctuation and Flicker	Meets EN61000-3-3
	Electrostatic Discharge	Meets EN61000-4-2 Contact Discharge ± 6KV, Air Discharges ± 8KV
	RF Field Strength Susceptibility	Meets EN/IEC61000-4-3, 10V/m
	Electrical Fast Transient	Meets EN61000-4-4, ± 4KV

AC/DC POWER SUPPLY-48W

DIN RAIL MOUNTING TYPE



Safety & EMC Requirements	Lightning Surge	Meets EN61000-4-5, ±4KV common mode,±2KV diff.mode
	Conducted Susceptibility	Meets EN61000-4-6, 10Vr.m.s
	Power Frequency Magnetic Field Susceptibility Test	Meeting EN61000-4-8, 30A/m
	Voltage Dips and interruptions	Meets EN61000-4-11, 0%,70%
	Safety Standards	Meets all requirements of : UL62368-1, CSA C22.2 NO.62368-1-14 IEC/EC62368-1 IEC/EN61558-2-16, IEC/EN61558-1 IEC/EN60335-1, clause 22.42, 24 and 30; CE,UKCA
Reliability Requirement	MTBF	>200K Hours @230VAC input at 50deg.C >450K Hours @230VAC input at 25deg.C Calculated in accordance with MIL-HDBK-217-F2
	Burn-in-Test	The unit shall be burned in 2~5hours under 230VAC input and DC with full load at and ambient temperature of 30~45 degrees C
Mechanical	Physical size	The units dimension is : (W)40*(H)90*(D)100mm (±1mm) (see appearance drawing)
	Net Weight	Approximately 260 grams per product unit
Guarantee	This product is in accordance with the European RoHS & REACH directives	

Please refer to MYRRA's website and catalogue for MYRRA SMPS application notes.

The information contained in this document is subject to change without notice.

www.myrra.com

www.myrra-powersupplies.com

contact us : contact@myrra.com

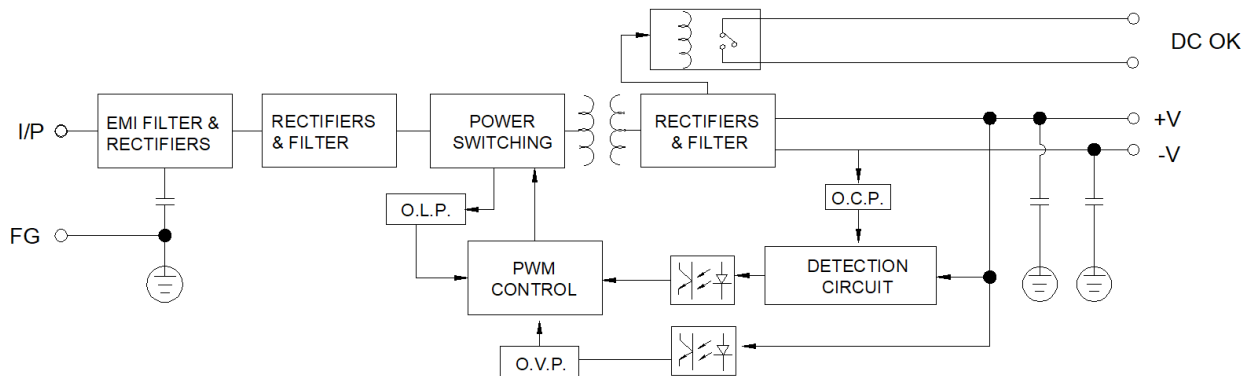
AC/DC POWER SUPPLY-48W

DIN RAIL MOUNTING TYPE



Power Supplies

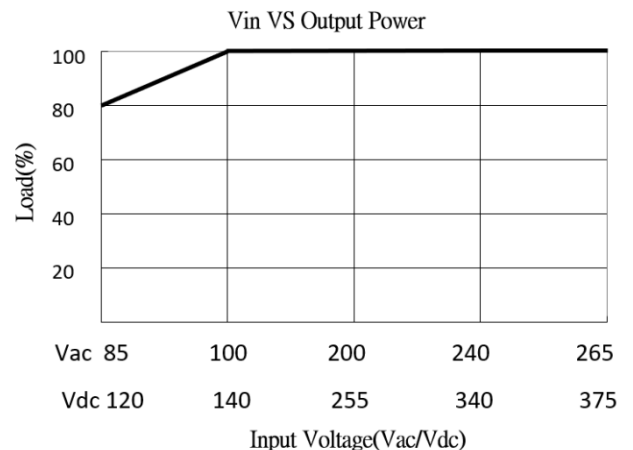
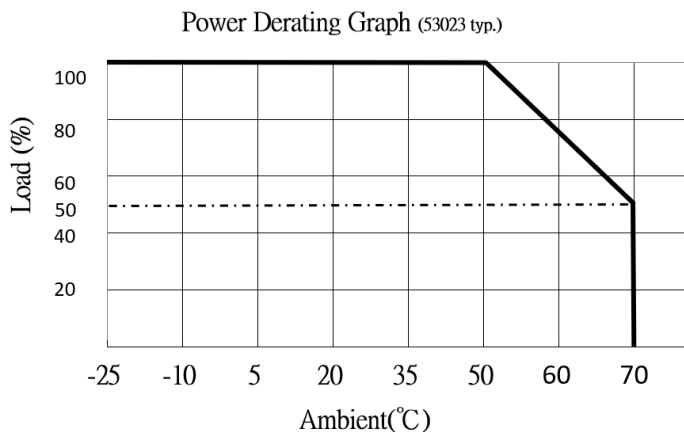
BLOCK DIAGRAM



DC OK RELAY CONTACT

- Contact Close: PSU Turns on/DC OK
- Contact Open: PSU Turns off/DC Fail
- Contact Ratings(max.): 30V/1A resistive load

DERATING GRAPH



Please refer to MYRRA's website and catalogue for MYRRA SMPS application notes.

The information contained in this document is subject to change without notice.

www.myrra.com
www.myrra-powersupplies.com
 contact us : contact@myrra.com

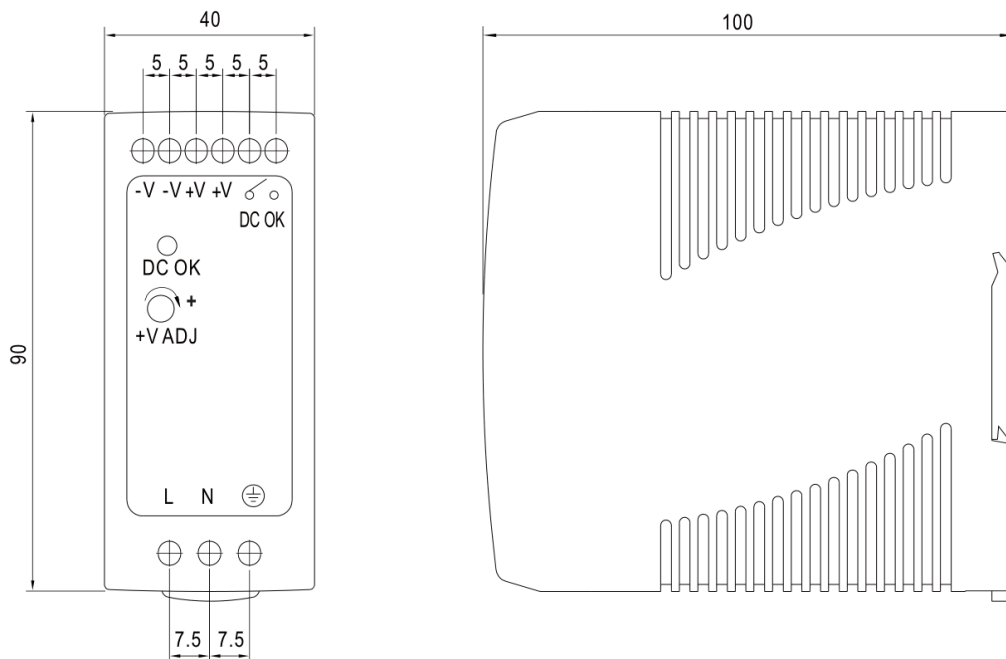
AC/DC POWER SUPPLY-48W

DIN RAIL MOUNTING TYPE




Power Supplies

DIMENSIONS



INSTALLATION INSTRUCTION



Admissible Din-Rail: TS35/7.5 or TS35/15, For reference only, not included with unit.

Please refer to MYRRA's website and catalogue for MYRRA SMPS application notes.

The information contained in this document is subject to change without notice.

www.myrra.com

www.myrra-powersupplies.com

contact us : contact@myrra.com